



MOUNTAIN BROOK CITY

SCHOOL SYSTEM SNAPSHOT: 2021 EDITION*


32 Vine Street | Mountain Brook, AL 35213 | (205) 871-4608 x7803

Superintendent

Dr. Dicky Barlow






Board Members

Nicky Barnes, Thomas G. Luckie, Bradley Sklar, Jenifer Kimbrough, Jeffrey Brewer

 **\$4,778,236**
Cost of One Month's
Operation/General Fund

 **3.20**
Number of Months
Reserve Balance

By the Numbers

	Schools ¹	6
	Students/ADM ²	4,311
	Free & Reduced Lunch.....	0.2%
	Community Eligibility Program.....	1%
	Number of Route Buses ³	2
	Buses 10 yrs. old or less.....	50%
	Students Bused.....	8
	Full-Time Employees.....	622
	Teachers.....	361
	Principals/ Assistant Principals.....	16
	Counselors.....	12
	Librarians.....	7
	Other Certified Employees.....	17
	Support Personnel.....	209

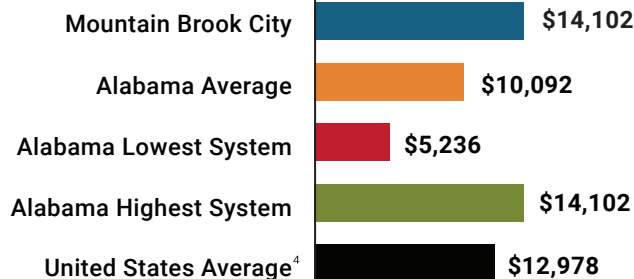
¹ Schools with enrollment, including Alternative and Career Technical Education

² Average Daily Membership

³ Data collected in FY19 and used for FY21 funding

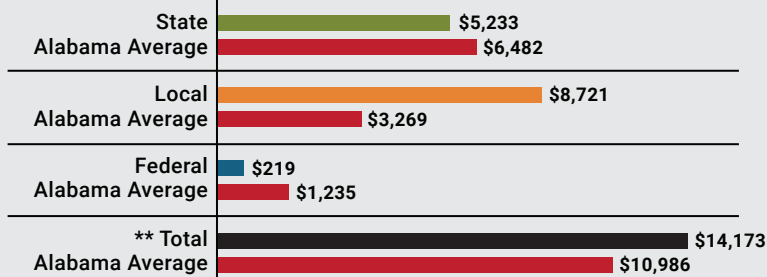
⁴ 2019-2020 NEA Rankings of the States

Total Per-Pupil Expenditures (PPE)



Per-Pupil Revenue Sources

Mountain Brook City Revenue Sources



136
STATE
RANK

1
LOCAL
RANK

137
FEDERAL
RANK

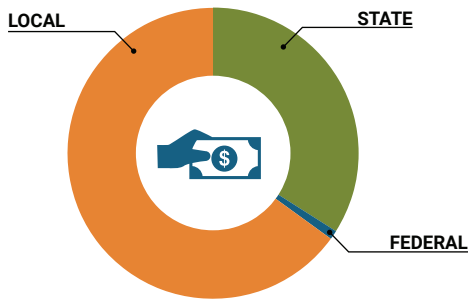
OVERALL SYSTEM RANK 3

** Total Revenue Among 137 School Systems

* THIS REPORT INCLUDES FISCAL YEAR 2019 DATA

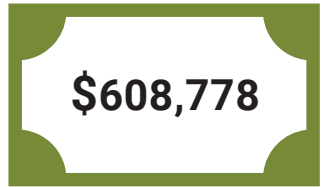
School System Revenue

How was your school system funded?¹



\$22,560,434	STATE	34%
\$944,038	FEDERAL	1%
\$43,159,036	LOCAL	65%
— \$6,087,780	Local 10-Mill Match	
\$37,071,256	AVAILABLE LOCAL REVENUE	

VALUE OF 1-MILL For Your School System

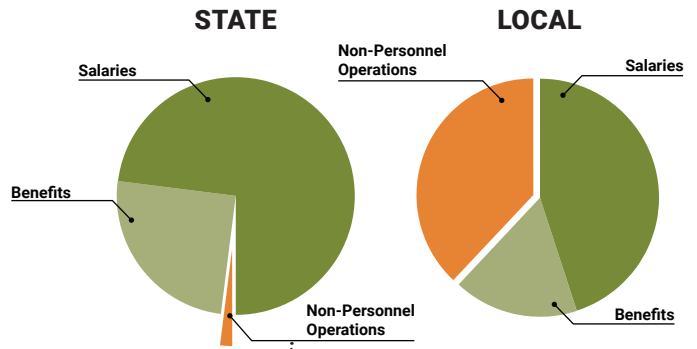


School System Spending

How did your school system spend state & local dollars?¹

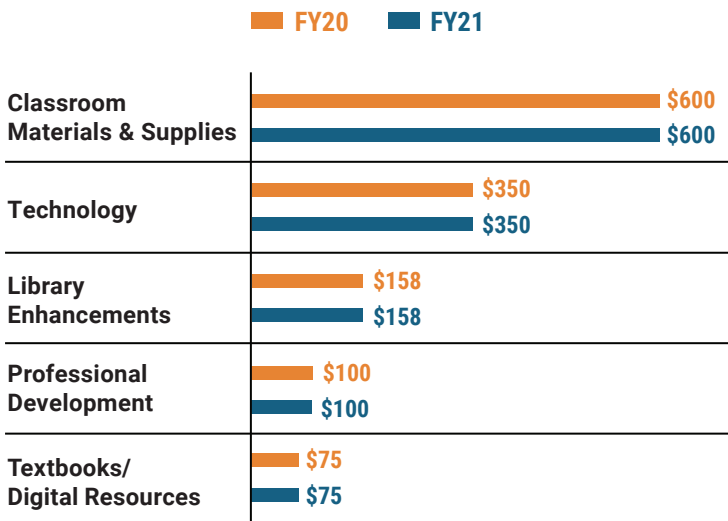
	STATE SPENDING ^{2,3}	LOCAL SPENDING ²
Salaries	\$19,129,150	\$15,557,058
Benefits	\$6,624,524	\$6,092,984
Non-Personnel Operations	\$621,667	\$13,461,525
TOTAL	\$26,375,341	\$35,111,567

¹ Revenues and expenditures may contain nominal variances
² Does not include debt service or capital outlay
³ Includes 10-mill match
⁴ Such as utilities, operations & maintenance, etc.

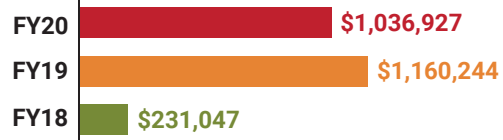


Only 2% of state funding is available for non-personnel expenditures⁴

Instructional Support



Educational Advancement & Technology Fund⁵



⁵ These one-time supplemental funds may be used for repairs and deferred maintenance, classroom instructional supplies, insurance for facilities, transportation, technology and school safety measures.

System Debt

TOTAL DEBT⁶	DEBT PER STUDENT
\$8,290,633	\$1,923

⁶ The debt totals in system audit reports may differ due to audit adjustments.



ALABAMA ASSOCIATION OF SCHOOL BOARDS

Sally Smith, J.D.
Executive Director

Lissa Tucker, J.D.
Director of Government Relations

43 South Jackson Street
Montgomery, Alabama 36104

1-800-562-0601 | AlabamaSchoolBoards.org

@AlaSchoolBoards Facebook.com/AlabamaSchoolBoards